
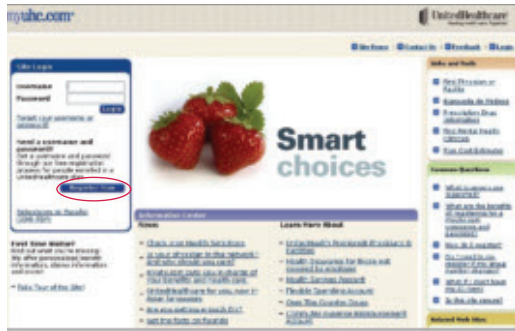


# myuhc.com® step by step enhanced registration process

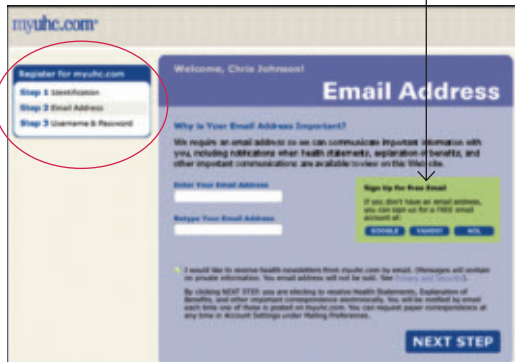
## Registration step 1:

Enter information from your ID card or register using your Social Security Number and date of birth.



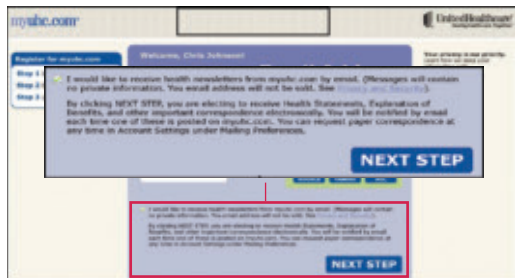
## Registration step 2:

Enter or confirm your e-mail address. Or if you do not already have an e-mail address, you can sign up for a free personal e-mail address with Google, Yahoo or AOL.



## Enrollment for electronic documents:

Confirm enrollment to receive online Health Statements, medical Explanation of Benefits (EOBs), and Claim Letters.



### Registration step 3:

Create a username and password, select a security question, and agree to Web site policies.

The screenshot shows the registration page for myuhc.com. On the left, a sidebar lists three steps: Step 1 Identification, Step 2 Email Address, and Step 3 Username & Password. The main content area is titled "Welcome, Chris Johnson! Username & Password". It contains fields for Username, Password, and Retype Password, each with associated instructions. Below these is a "Choose a security question" section with a dropdown menu and an answer field. At the bottom, there are two checkboxes for terms and conditions, and a "SUBMIT" button.

### Registration complete:

Begin viewing Health Statements, medical Explanation of Benefits (EOBs), and Claim Letters online.

The left screenshot is titled "Congratulations, Chris Johnson! Registration Completed". It displays the user's information: Username: cjohnson1, Email: cjohnson@test.com, and Security question: Where were you born?. It includes a "Print Page" button and instructions on how to receive information from the site. A red oval highlights the "Start using myuhc.com" button at the bottom.

The right screenshot shows the user's dashboard on myuhc.com. The user is identified as Chris Johnson, with Plan Name: Choice Plus, Group: Member, and Member ID: [redacted]. The dashboard displays "My Coverage" details: Deductible: \$1600 Individual, and Out-of-Pocket Max: \$3200 Individual. There are navigation links for Claims & Accounts, Physicians & Facilities, Pharmacies & Prescriptions, Benefits & Coverage, and Personal Information. A "Hello Chris" message is followed by "What would you like to do?". Action buttons include "View My Claims", "Look Up My Benefits", "Find a Doctor", and "Refill a Prescription". A banner image of apples is visible with the text "Health care with a difference".

