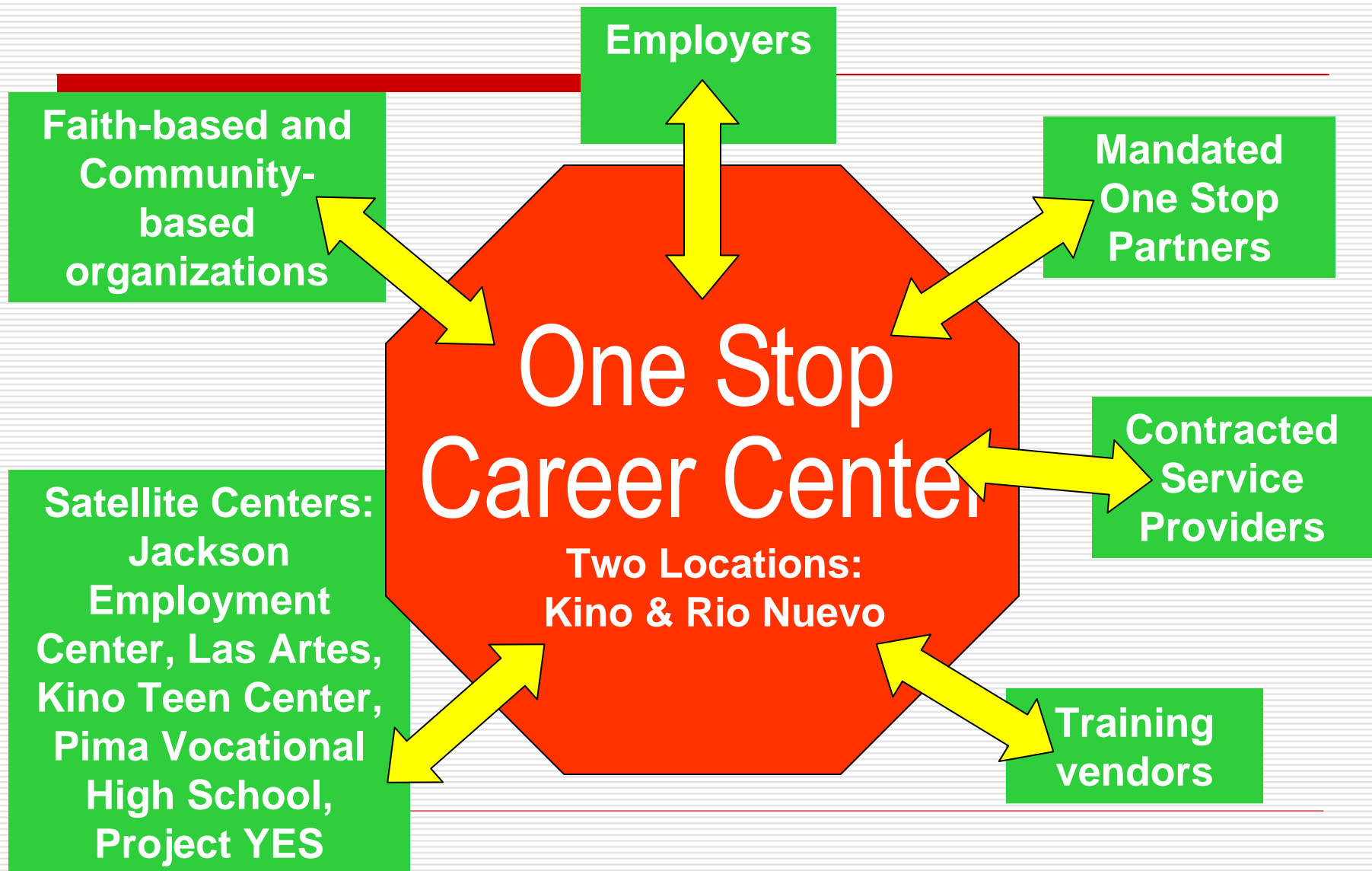


Pima County's One Stop System



Pima County and ARRA

Tedra Fox, Sustainability Manager,
ARRA Coordinator

- Summary of projects received
- Summary of proposed projects
- OneStop role in Pima ARRA projects

OneStop and ARRA

	<u>\$ Awarded</u>	<u>Spent thru June 30</u>
Youth	\$1,815,462	\$880,216
Adult	\$ 771,247	\$125,977
DW	\$2,185,840	\$422,759
RR	\$ 291,445	\$ 5,892
Admin	\$ 530,283	\$ 13,867

Pima County OneStop – ARRA

Served to date

	<u>Projected</u>	<u>Served</u>
Youth	1100	751
Adult	267	100
DW	642	245

One Stop changes

- Rio Nuevo site is for Adults and Youth
- Kino Service Center is for Dislocated workers
- New site opened—Project Yes
 - Moved traditional CSBG/ESN activity to YES
 - Create two basic education classes at YES
 - Basic Ed Classes at Rio and Kino remain
 - Classes through Pima College Adult Ed
 - Continue funding offsite ESL classes

ARRA CSBG and YES site

- Temporary site for additional activities
- Emergency assistance funds for traditional ESN clients (ESN for WIA clients at Rio or Kino)
- Two new basic education classes to prepare clients for training
 - One for general education
 - One is “contextualized” health education.
 - Next- contextualized green education
 - 24 hours a week, eight weeks

One Stop, DES, and ARRA

- New Reemployment Services team
- Co-located at Kino Service Center
- Provide help for Dislocated Workers with UI questions, job development needs and general case management issues.

Pima County OneStop

- 2008 - Established PV Installer modules in IBEW Apprenticeship program (pre-ARRA)
- 2009—Purchased Fast Track machinist class from Pima College
- 2009 – Purchased Fast Track class of PV installers from Pima College

One Stop and ARRA Training

- Pima College is preparing a fast track “Green Trades” class.
- Discussing other “Green training” programs with Pima College.
- Placed Dislocated Workers in Work Experience to help prepare the experimental U of A solar home.

Initiatives for Discretionary Funds—see handout

- Pathways out of Poverty—Green Training
- Participating in statewide green proposal using WIRED Region (Cochise, Pima, Santa Cruz, and Yuma) for Southern Az portion of proposal
- Preparing a Health training proposal for the WIRED region.

WIRED Training Enrollments

- Border Security 42
- Engineer/Tech/Aerospace 68
- Entrepreneurship 32
- Info Tech/Defense 61
- STEM Education 27
- Transport, Distribution, Logistics 46
- Total 276
- 200 more pending

One-Stop Services

July 1, 2008 through June 30, 2009

Customer Service Levels

	WIA Adult	WIA DW	WIA Youth		YTD Total	June-08 YTD Total	
Total Enrolled Customers (carry over+new YTD)	1265	1153	1472		3890	2799	Includes Summer YTH
Occupational Trng + Case Mgmt Job Dev.	729	548	246		1523	1418	
Case Manage/Job Development Only	486	590	639		1715	1381	
HS Degree/GED awarded	54	18	172		244	238	
Occupational Skills Credential	210	131	59		400	594	
New in June	97	115	587		799	132	
Closures	466	263	263		992	1312	
Placed	351	232	111		694	1061	
Placement Rate	75%	88%	42%		70%	80%	
AWP	\$13.30	\$15.13	\$9.74		\$13.59		

Number of calls received: 10,558 for June 09

Number of Customer Visits at centers: 8,070 for June 09

Number of persons who received a service as of June 2009: 20,703

Number of persons currently in OJT: 63

Apprenticeship as of June 2009: 140

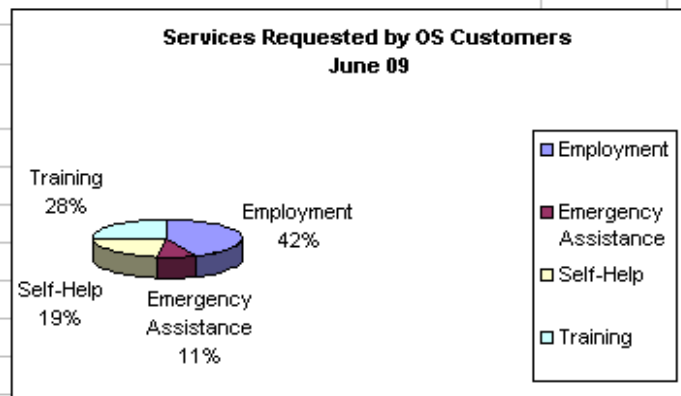
Number of calls received: 8,350 for June

Number of Customer Visits at centers: 4,069 for June

Number of persons who received a service as of June 2008: 12,362

Number of persons currently in OJT: 58

Apprenticeship as of June 2008: 152



From 07/01/08 - 06/30/09	
Industry	AWP
Health	\$ 15.74
Aerospace	\$ 17.28
Transportation	\$ 13.35
Retail	\$ 8.62
Construction	\$ 12.38
I.T.	\$ 21.62
Finance	\$ 17.67
Hospitality	\$ 9.64
Other	\$ 12.83

One-Stop Services

July 1, 2009 through July 31, 2009

Customer Service Levels

	WIA Adult	WIA DW	WIA Youth		YTD Total	July-08 YTD Total	
Total Enrolled Customers (carry over+new YTD)	819	993	1256		3068	1371	
Occupational Trng + Case Mgmt Job Dev.	501	496	175		1172	772	
Case Manage/Job Development Only	318	497	1081		1896	599	
HS Degree/GED awarded (does not include C/O's)	0	0	4		4	104	included C/O's
Occupational Skills Credential (including C/O's)	66	56	64		186	103	
New in July	42	69	39		150	88	
Closures	25	22	11		58	98	
Placed	21	11	5		37	75	
Placement Rate	84%	50%	45%		64%	77%	
AWP	\$13.76	\$13.42	\$9.10		\$13.03		

Number of calls received: 10,386 for July 09

Number of Customer Visits at centers: 8,268 for July 09

Number of persons who received a service as of July 2009: 3,895

Number of persons currently in OJT: 60 (including carryovers)

Apprenticeship as of July 2009: 211 (including carryovers)

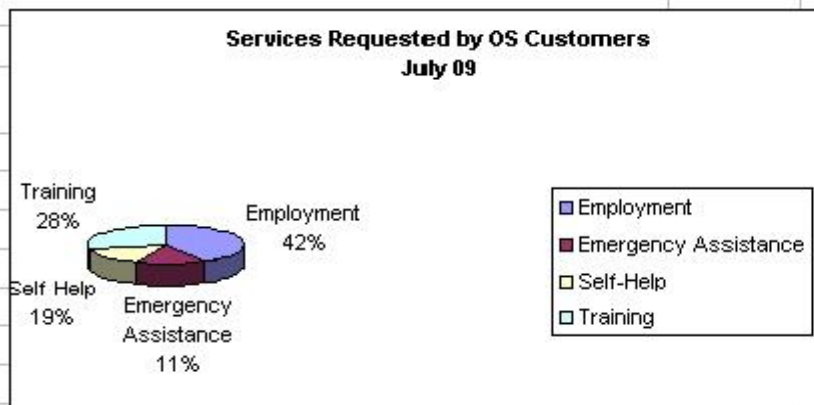
Number of calls received: 8,609 for July

Number of Customer Visits at centers: 5,104 for July

Number of persons who received a service as of June 2008: 1637

Number of persons currently in OJT: 28

Apprenticeship as of July 2008: 65



From 07/01/09 - 07/31/09

Industry	AWP
Health	\$ 13.44
Aerospace	\$ -
Transportation	\$ 12.95
Retail	\$ 12.00
Construction	\$ 13.00
I.T.	\$ -
Finance	\$ -
Hospitality	\$ -
Other	\$ 12.91

Category	Current Performance Rate					Period Covered	Annual Dates	Py2007	PY2007	Py2007	
	Adult	DW	Y-yth	O-yth	Qtr(s)			80%-Meets	90% incentive	100%-Exceeds	
Total New Registrants	1,265	1,153	1,177	295	4	7/01/2008-6/30/09	7/01/2008-6/30/09	n/a		n/a	
Total Exiters	687	278	218	86	4	04/01/08-3/31/09	04/01/08-3/31/09	n/a		n/a	
Yth Dip/Equiv Rate			61.91%		4	04/01/08-3/31/09	04/01/08-3/31/09	45.60%	51.30%	62.20%	Exceed
Skill Attainment		---	84.93%		4	04/01/08-3/31/09	04/01/08-3/31/09	66.40%	74.70%	85.6%	Exceed
Entered Emp (A)	78.53%	---			4	10/01/07-09/30/08	10/01/07-09/30/08	62.80%	70.65%	78.50%	Exceed
(DW)		90.84%	---					69.12%	77.76%	86.40%	Exceed
(O-yth)		---	---	77.27%				58.40%	65.70%	73.0%	Exceed
Credentials & Emp (A)	74.20%	---			4	10/01/07-09/30/08	10/01/07-09/30/08	49.20%	n/a	61.50%	Exceed
(DW)		72.07%						50.80%	n/a	63.50%	Exceed
(O-yth)		---		35.96%				32.80%	n/a	41.0%	Meet
6 Mo. Retention (A)	82.87%		---		4	4/01/07-03/31/08	4/01/07-03/31/08	67.60%	76.05%	84.50%	90+%
(DW)		88.81%						71.20%	80.10%	89.00%	90+%
(Y-yth)		---	71.74%					48.80%	54.90%	61.00%	Exceed
(O-yth)		---	---	83.75%				65.60%	73.80%	82.0%	Exceed
Average Earnings (A)	\$12,137.83	---	---		4	4/01/07-03/31/08	4/01/07-03/31/08	\$8,960.00	\$10,080.00	\$11,200	Exceed
(DW)		\$15,020.31	---					\$12,000.00	\$13,500.00	\$15,000	Exceed
Earnings Gain (OY)	---	---	---	\$3,777.35				\$3,120.00	\$3,510.00	\$3,900	90+%
Common Measures											
Place Emphy/Educ (14-21)				64.60%	4	10/01/07-09/30/08	10/01/07-09/30/08				
Attain Deg or Cert (14-21)				57.60%	4	10/01/07-09/30/08	10/01/07-09/30/08				
Literacy or Numeracy Gains				50.00%	4	7/01/07-6/30/08	7/01/07-6/30/08				

**Pima County ONESTOP
Summer Youth Employment Participants by Age
5/1/09 – 8/13/09**

